

Important! Always backup your information and data first before installing any programs.

Installation (various methods):

Insert CD or unzip the file into your computer and select the brand and model of your mobile phone.

Some latest models were not listed in time of printing of CDs and marketing materials. Please access this webpage <http://www.bak2u.com/gadgets> for the latest supported phones.

Method 1

Send the file to your mobile phone via Bluetooth (will receive as an SMS) **or**

Method 2

Copy the file to your mobile phone and install directly to the phone memory **or**

Method 3

Copy the file 'PhoneBAK-GPS.SIS' from the computer to your mobile phone during synchronization via Nokia PC Suite (if your mobile phone is Nokia) or other relevant desktop manager.

Registration

Visit this webpage to complete the installation: (Copy and paste)

<http://www.bak2u.com/activatePhoneBAKgpsymbian.php>

Name:

Phone Number:

Email Address:

IMEI *#06#:

Activation Pin:

- Activation PIN

Each copy of the software comes with an unique Activation PIN

- IMEI Number*

Enter your mobile phone IMEI Number to generate the 'Unlock Key' on the webpage. *The IMEI number can be displayed on most phones by dialing the code *#06#*

Keep a copy of the 'Unlock Key' for future references. BAK2u does not keep a record of it due to security reasons.

Settings

1) Once the PhoneBAK GPS application is launched, user will be prompted to enter the password **Default: 12345**

5 setting tabs (Main, KidAlert, PhoneBAK, Phonescream, PhoneSOS).

Main

Allows user to change the password. It also provides the status of the software (whether activated or de-activated).

KidAlert

There are 2 fields under the KidAlert setting tab (status and mode). The status field indicates if the feature is enabled/diabled. Selecting the field will toggle the status between disabled/enabled. User can change the mode field to set for silent/alert tracking.

To Trigger the GPS tracking:

Send a sms with the following command to the receiver's phone

Phonebak,Track

NOTE: The command is NOT case-sensitive

PhoneBAK

Allows user to define up to 3 phone number to get alert in the event that an unauthorized SIM is inserted.

User can also input customizable alert message, enable/disable hard reset, enable/disable wiping up of storage card.

PhoneScream

Consists of 2 fields (status and audio file).

The status field indicates if the feature is enabled/diabled. Selecting the field will toggle the status between disabled/enabled.

The audio file field allows user to select the audio to be played in the event when user enter the wrong password on phone bootup.

PhoneSOS

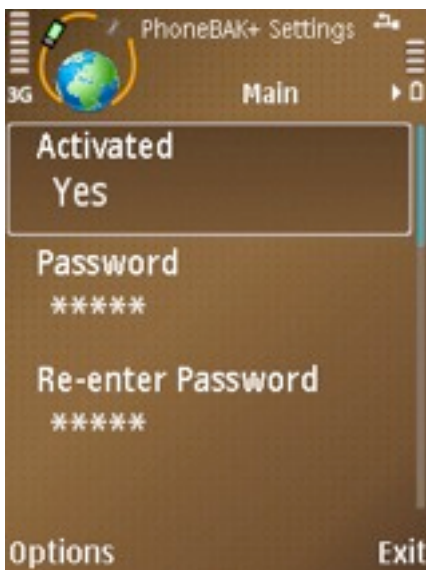
Consists of 2 fields (SOS number and email). Select the SOS number field to choose a phone number from contacts application. User can optionally type in the email address to send location alert.

Screenshots



Password

Enter the default password 12345 to enter the program. You can change the default password later.



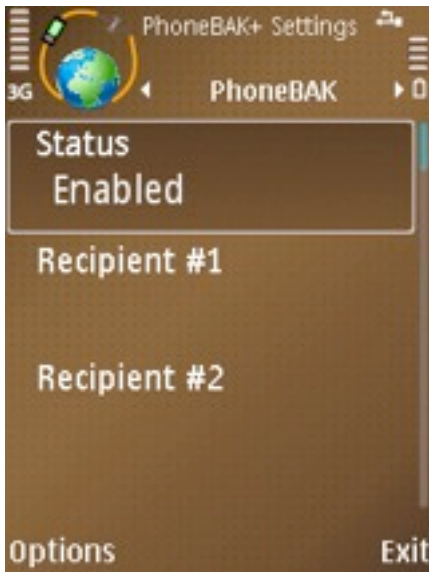
Activation

Enter the 'Unlock Key' as displayed after activation at BAK2u website.



KidAlert

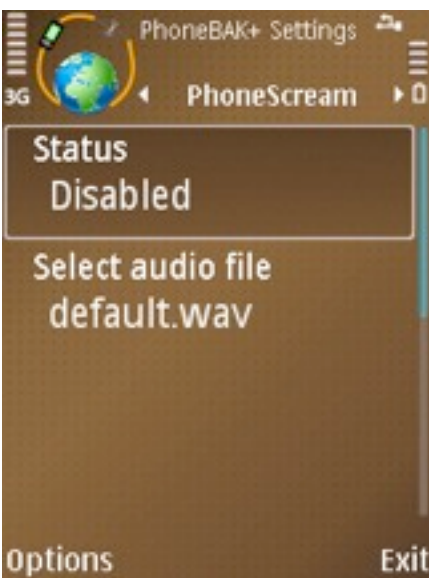
The status field indicates if the feature is enabled/disabled. Selecting the field will toggle the status between disabled/enabled. User can change the mode field to set for silent/alert tracking.



PhoneBAK

Allows user to define up to 3 phone number to get alert in the event that an unauthorized SIM is inserted.

User can also input customizable alert message, enable/disable hard reset, enable/disable wiping up of storage card.



PhoneSCREAM

Consists of 2 fields (status and audio file).

The status field indicates if the feature is enabled/diabled. Selecting the field will toggle the status between disabled/enabled.

The audio file field allows user to select the audio to be played in the event when user enter the wrong password on phone bootup.



PhoneSOS

Consists of 2 fields (SOS number and email). Select the SOS number field to choose a phone number from contacts application. User can optionally type in the email address to send location alert.

Questions?

Contact us @
<http://www.bak2u.com>